

Back to School Chatterbox

1	Get Ready!	Let's be Friends!	2
Pack my things!	Things I can do at night to get ready for school the next day.	Ways I can make friends at school	I am safe!
Things I need to bring to school each day		Ways I can stay safe at school	
Help me please!	People I can go to when I need help	Ways I can calm myself when I am stressed at school	Ways I can organize my school work and supplies
4	I won't do that.	I stay calm!	I stay organized!
	Things I should never do at school	3	




Through a partnership with Kohl's Cares, Children's Specialized Hospital is improving access to care for children with special healthcare needs.



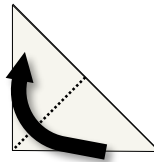
Back to School Chatterbox




1. Cut out the colorful square. Place it down in front of you so that the blank side is on top.



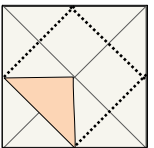
2. Fold the square from the bottom left corner up to upper right corner.



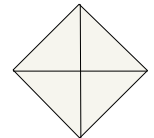
3. From that triangle, fold the bottom right corner up to the upper left corner.



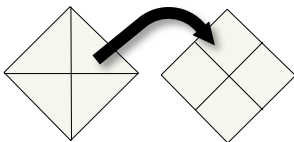
4. Now unfold the paper into the original square. You will see an X through it with the creases.



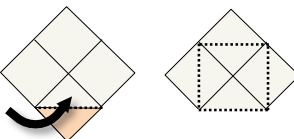
5. Using the dotted lines printed on the square, fold one corner of the box into the center of the square.



6. Repeat with the other four corners. Now you will have a smaller square.



7. Flip the square over so that the flaps are on the bottom.



8. Fold the bottom corner up into the center of the creases.



9. Repeat with the other four corners. Now you will have a smaller square.



10. Fold the bottom half of the square up to the top. Then, unfold it back to the bottom.



11. Fold the left half of the square over to the right side. Then, unfold it back to the left.



12. The creases will now look like a star.

13. Slowly and carefully push your fingers into the four openings. As you push your fingers up into the pockets, your chatterbox will be ready to use.

14. Have fun!

How to use your chatterbox:

1. Take turns picking a number from one to four.
2. With your fingers, move the chatterbox that many times.
3. Have the person pick one of the four topics.
4. Open the flap of that topic.
5. Let the person describe what is listed inside the flap that was revealed.



Through a partnership with Kohl's Cares, Children's Specialized Hospital is improving access to care for children with special healthcare needs.

